

Mapping/Clustering/ Webbing

This technique entails writing down an assortment of different terms and phrases in a random fashion and then going back to link the words together to create some sort of map or web. The grouping starts off in a chaotic fashion but soon creates some order.

Example

Using the following essay question, track steps 1-4.

“Research indicates that the notion of British English and General American English languages are slowly diminishing due to mobility and globalisation”

Step 1



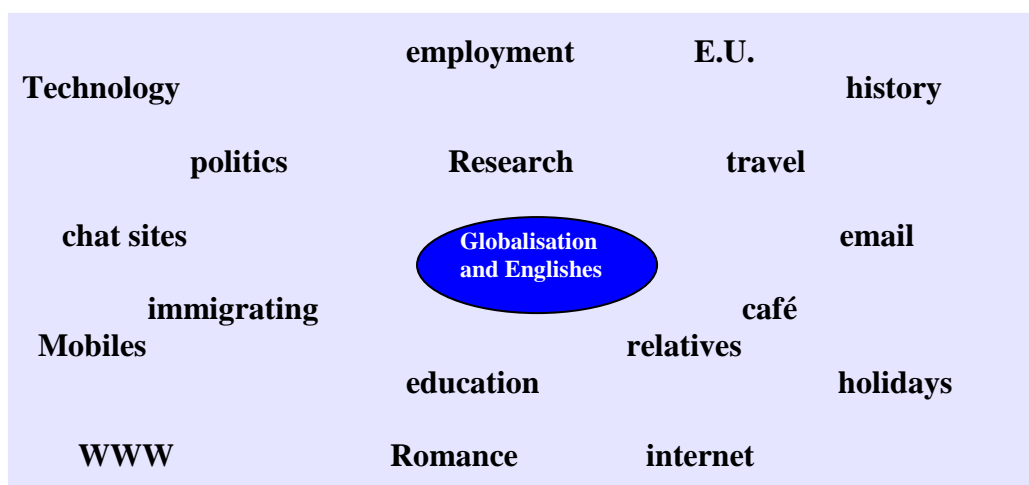
- Write the main topic in the centre of the page/board



Step 2



- Spaced around the main topic, start writing down as many related concepts or terms as possible.
- When ideas have run dry, think of opposites or similar concepts.

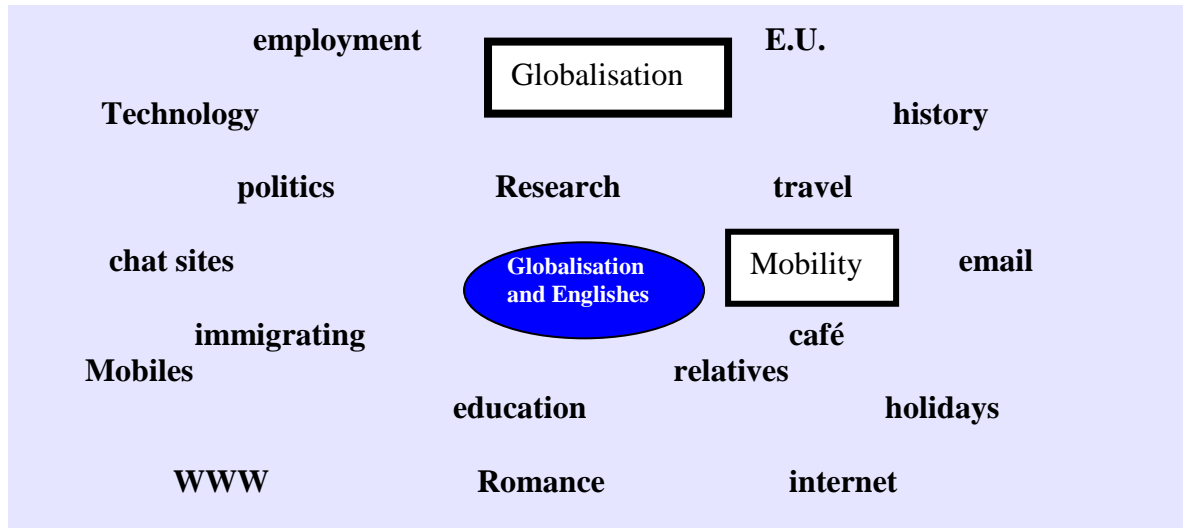


N.B. Do not be concerned with making sense just toss around ideas.

Step 3



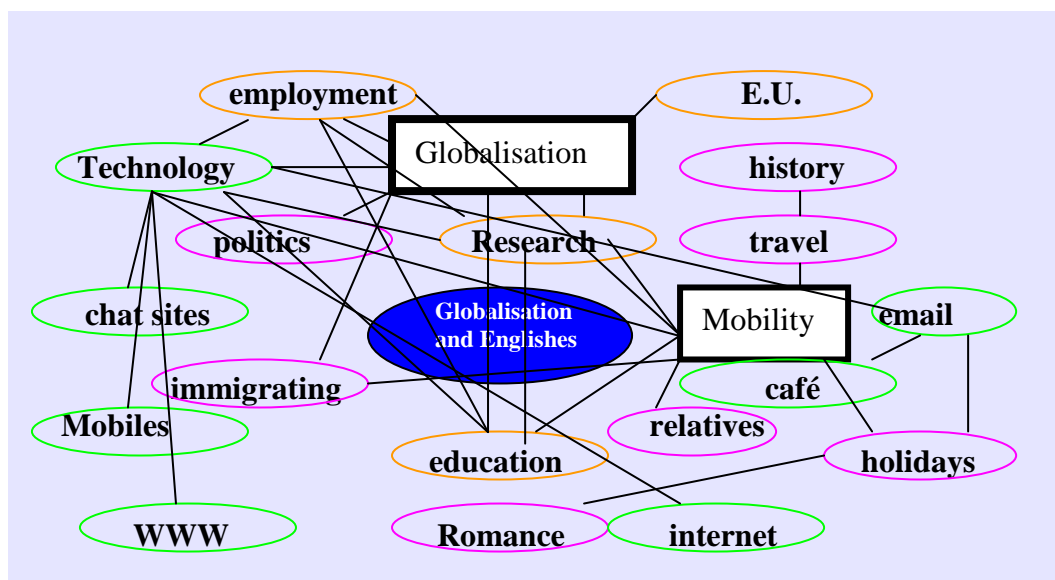
- Add the key words from the essay question and draw dark lines around them



Step 4



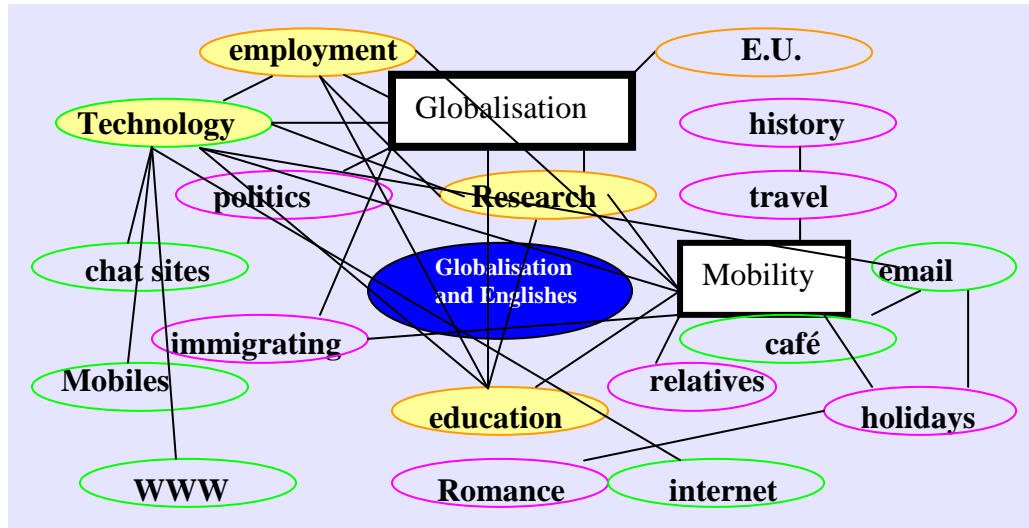
- Circle or colour code terms that are related to each other
- Draw lines connecting the circles
- then
- Stand back and look at the big picture.



Step 5



- **highlight** the ideas that are interrelated



- list the main ideas that are appealing for the essay:

1. Employment
2. Research and Education
3. Technology

This effective tool helps to associate ideas and make connections. Not only do you have a starting point for the essay but you now have a clearer direction to write a [thesis statement/question](#)